

Type 3 surge protection plug - PT 2-IT-230AC-ST - 2805127

Please be informed that the data shown in this PDF Document is generated from our Online Catalog. Please find the complete data in the user's documentation. Our General Terms of Use for Downloads are valid (<http://phoenixcontact.com/download>)



Surge protection plug for base element, as device protection for termination devices in IT systems, error indication in the connector. Design: 230 V AC

Product Features

- Plugs can be checked with CHECKMASTER
- Tool-free plug replacement
- With floating remote indication contact
- Consists of base element and plug
- For single and multi-phase power supply units
- DIN rail module
- Optical signaling of disconnection via LED



Key commercial data

Packing unit	1 pc
Weight per Piece (excluding packing)	32.0 GRM
Custom tariff number	85363030
Country of origin	Germany

Technical data

Dimensions

Height	45 mm
Width	17.7 mm
Depth	52 mm
Horizontal pitch	1 Div.
Complete module height	90 mm
Complete module width	17.7 mm
Complete module depth	65.5 mm

Type 3 surge protection plug - PT 2-IT-230AC-ST - 2805127

Technical data

Ambient conditions

Degree of protection	IP20
Ambient temperature (operation)	-40 °C ... 75 °C

General

Housing material	PA
Inflammability class according to UL 94	V0
Color	black
Standards for air and creepage distances	IEC 60664-1
	IEC 61643-1
	DIN EN 61643-11/A11
Type	Male
Mounting type	On base element
Number of positions	2
Direction of action	1L-N & N-PE

Protective circuit

IEC test classification	III
	T3
EN type	T3
Nominal voltage U_N	230 V AC
Arrester rated voltage U_C	275 V AC
Arrester rated voltage U_C (L-N)	275 V AC
Arrester rated voltage U_C (L-PE)	275 V AC
Arrester rated voltage U_C (N-PE)	275 V AC
Nominal frequency f_N	50 Hz
	60 Hz
Nominal current I_N	26 A (30 °C)
Residual current I_{PE}	$\leq 1 \mu A$
Nominal discharge current I_n (8/20) μs	3 kA
	3 kA (in acc. with UL 1449)
Nominal discharge current I_n (8/20) μs (L-N)	3 kA
Nominal discharge current I_n (8/20) μs (L-PE)	3 kA
Max. discharge current I_{max} (8/20) μs	8 kA
Combined surge U_{OC}	6 kV
Energy absorption symmetrical	170 J (L-N)
Energy absorption, asymmetrical	225 J (L/N-PE)
Voltage protection level U_p (L-N)	≤ 1.2 kV
Voltage protection level U_p (L-PE)	≤ 1.5 kV

Type 3 surge protection plug - PT 2-IT-230AC-ST - 2805127

Technical data

Protective circuit

Voltage protection level U_p (N-PE)	≤ 1.5 kV
Response time t_A (L-N)	≤ 25 ns
Response time t_A (L-PE)	≤ 100 ns
Response time t_A (N-PE)	≤ 100 ns
Max. required back-up fuse	25 A (gL/C)
Surge protection fault message	Optical

Standards and Regulations

Standards/specifications	IEC 61643-1 2005
	EN 61643-11/A11 2007

Classifications

eCl@ss

eCl@ss 4.0	27140201
eCl@ss 4.1	27130801
eCl@ss 5.0	27130801
eCl@ss 5.1	27130801
eCl@ss 6.0	27130806
eCl@ss 7.0	27130806
eCl@ss 8.0	27130806

ETIM

ETIM 2.0	EC000942
ETIM 3.0	EC000942
ETIM 4.0	EC000942
ETIM 5.0	EC000942

UNSPSC

UNSPSC 6.01	30212010
UNSPSC 7.0901	39121610
UNSPSC 11	39121610
UNSPSC 12.01	39121610
UNSPSC 13.2	39121620

Approvals

Approvals

Type 3 surge protection plug - PT 2-IT-230AC-ST - 2805127

Approvals



Approvals

UL Recognized / cUL Recognized / cULus Recognized

Ex Approvals

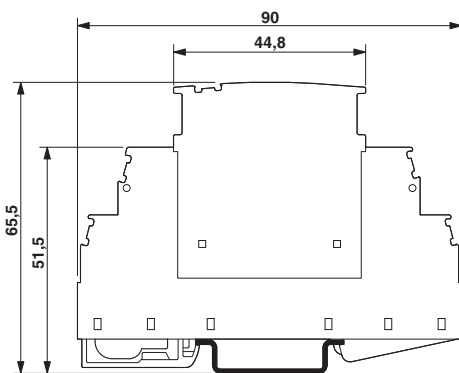
Approvals submitted

Approval details

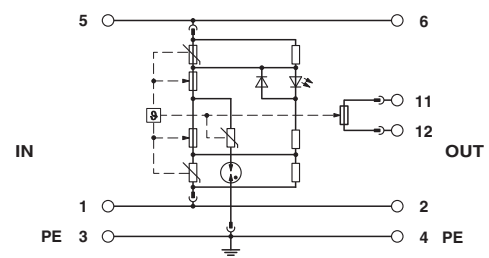


Drawings

Dimensioned drawing



Circuit diagram



The circuit diagram shows the complete module, consisting of a base element and connector

The figure shows the complete module consisting of a base element and connector

